



Serie LN

Ruote nucleo acciaio stampato anello gomma nera standard



Componenti ruota

Anello in gomma nera qualità standard.
 Struttura portante composta da doppi dischi acciaio stampato zincati galvanicamente assemblati con rivetti alluminio.
 Movimento mozzo:
 boccola poliammide autolubrificante.
 gabbia a rulli.
 gabbia a rulli con pista di scorrimento in acciaio.


Caratteristiche

Temperatura d'impiego da -10°C a +60°C.
 Discreta resistenza agli aggressivi chimici.
 Durezza battistrada 83 Sh.A +/- 4
 Discreta resistenza all'abrasione
 Velocità massima di lavoro 4 km/h.
 Mezzo di trazione consigliato: manuale

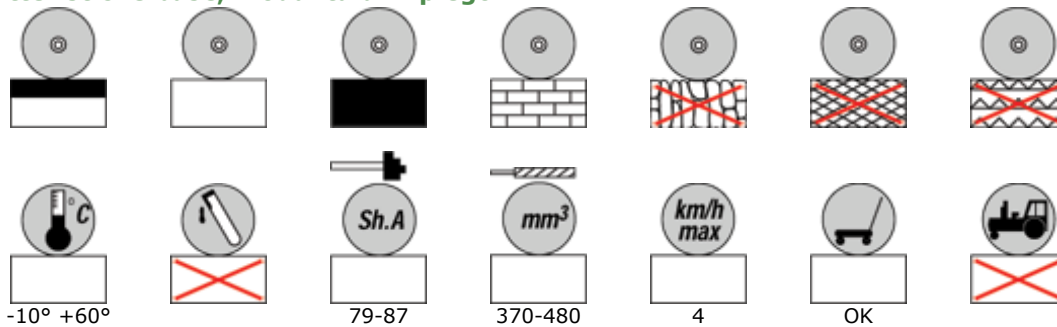
Tipo supporto

girevole piastra
 standard duty

Indice di utilizzo






























Caratteristiche base, modalità d'impiego



Accessori



Parafili in lamiera

Codice												
1LNB0800GR0		80	25	50	12	40	105x85	80x60	9x16	38	108	50
1LNB1000GR0		100	30	50	12	40	105x85	80x60	9x16	38	128	70
1LNB1250GR0		125	37,5	50	15	46	105x85	80x60	9x16	45	155	100
1LNB1400GR0		140	37,5	70	15	46	105x85	80x60	9x16	45	178	115
1LNB1500GR0		150	40	70	15	46	105x85	80x60	9x16	45	183	125
1LNB1600GR0		160	40	80	20	60	135x110	105x80	11x16	55	199	135
1LNB1800GR0		180	45	90	20	60	135x110	105x80	11x16	55	219	170
1LNB2000GR0		200	50	100	20	60	135x110	105x80	11x16	55	239	205
1LNR0800GR0		80	25	50	12	40	105x85	80x60	9x16	38	108	50
1LNR1000GR0		100	30	50	12	40	105x85	80x60	9x16	38	128	70
1LNR1250GR0		125	37,5	50	15	46	105x85	80x60	9x16	45	155	100
1LNR1400GR0		140	37,5	70	15	46	105x85	80x60	9x16	45	178	115
1LNR1500GR0		150	40	70	15	46	105x85	80x60	9x16	45	183	125
1LNR1600GR0		160	40	80	20	60	135x110	105x80	11x16	55	199	135
1LNR1800GR0		180	45	90	20	60	135x110	105x80	11x16	55	219	170
1LNR2000GR0		200	50	100	20	60	135x110	105x80	11x16	55	239	205